

# Untitled

Presented by: Lily V Mabbott

Current run (last updated Dec 5, 2022 9:16am)

4

Activities

36

Participants

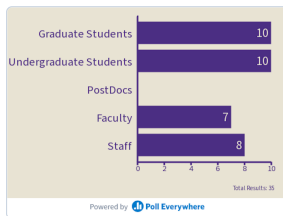
56

Average responses



Average engagement

## Who is joining us today?



Response options

Count

Percentage

**Graduate Students**

**10**

**29%**

**Undergraduate Students**

**10**

**29%**

PostDocs

0

0%

Faculty

7

20%

Staff

8

23%

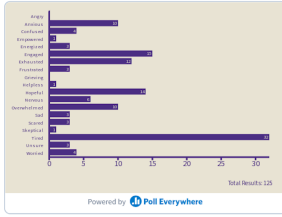


Engagement

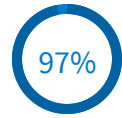
35

Responses

## What are you feeling today?



Response options	Count	Percentage
Angry	0	0%
Anxious	10	8%
Confused	4	3%
Empowered	1	1%
Energized	3	2%
Engaged	15	12%
Exhausted	12	10%
Frustrated	3	2%
Grieving	0	0%
Helpless	1	1%
Hopeful	14	11%
Nervous	6	5%
Overwhelmed	10	8%
Sad	3	2%
Scared	3	2%
Skeptical	1	1%
<b>Tired</b>	<b>32</b>	<b>26%</b>
Unsure	3	2%
Worried	4	3%

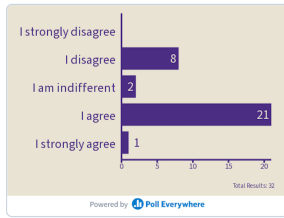


Engagement

125

Responses

### Do you believe CEE is a safe and inclusive environment for all including those who are Black, Indigenous, people of color, LGBTQ, disabled, women, and/or members of other underrepresented communities?



Response options	Count	Percentage
I strongly disagree	0	0%
I disagree	8	25%
I am indifferent	2	6%
<b>I agree</b>	<b>21</b>	<b>66%</b>
I strongly agree	1	3%

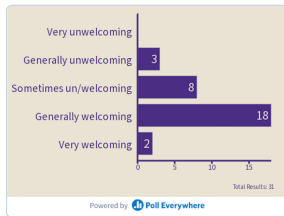


Engagement

**32**

Responses

### How welcoming do you think our department is to discussing discrimination based on race, gender identity, sexual orientation, and disabilities?



Response options	Count	Percentage
Very unwelcoming	0	0%
Generally unwelcoming	3	10%
Sometimes un/welcoming	8	26%
<b>Generally welcoming</b>	<b>18</b>	<b>58%</b>
Very welcoming	2	6%



Engagement

**31**

Responses