

# Untitled

Presented by: Karen Heath

Current run (last updated May 11, 2022 5:10pm)

Note that during the 5/11 town hall meeting a few people could not access the poll-everywhere poll and provide responses to some of the questions using an anonymous google doc. These data are included in the red text below

4

Activities

45

Participants

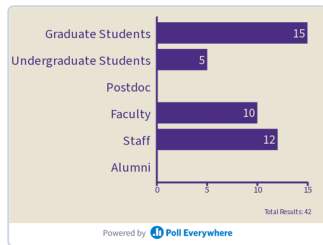
55

Average responses



Average engagement

## Who is joining us today?



Response options

**Graduate Students**

Undergraduate Students

Postdoc

Faculty

Staff

Alumni

Count Percentage

Count	Percentage
<del>15</del> 17	<del>36%</del> 36.2%
<del>5</del> 8	<del>12%</del> 17%
0	0%
10	24% 21%
12	29% 26%
0	0%

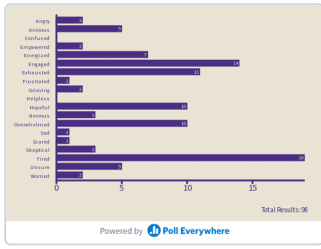


Engagement

42

Responses

# What are you feeling today?



Response options	Count	Percentage
Angry	2	2%
Anxious	5	5%
Confused	0	0%
Empowered	2	2%
Energized	7	7%
Engaged	14	14%
Exhausted	11	11%
Frustrated	1	1%
Grieving	2	2%
Helpless	0	0%
Hopeful	10	10%
Nervous	3	3%
Overwhelmed	10	10%
Sad	1	1%
Scared	1	1%
Skeptical	3	3%
<b>Tired</b>	<b>19</b>	<b>19%</b>
Unsured	5	5%
Worried	2	2%

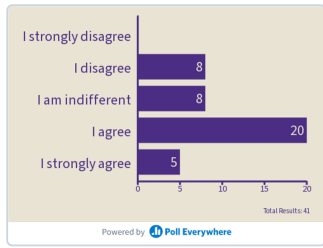


Engagement

98

Responses

### Do you believe CEE is a safe and inclusive environment for all including those who are Black, Indigenous, and people of color (BIPOC), LGBTQ, disabled, women, and/or members of other underrepresented groups?



Response options

Count Percentage

I strongly disagree

0 ~~2~~ 0% ~~4%~~

I disagree

~~8~~ 10 20% ~~22%~~

I am indifferent

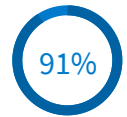
8 20% 18%

**I agree**

**20 49% 44%**

I strongly agree

5 12% 11%

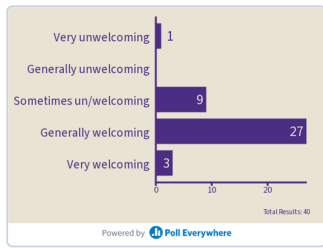


Engagement

**41**

Responses

### How welcoming do you think our department is to discussing discrimination based on race, gender identity, sexual orientation, and disabilities?



Response options

Count Percentage

Very unwelcoming

1 3% ~~4%~~

Generally unwelcoming

0 0%

Sometimes un/welcoming

9 23% ~~22%~~

**Generally welcoming**

**~~27~~ 28 68% 68%**

Very welcoming

3 8% 7%



Engagement

**40**

Responses